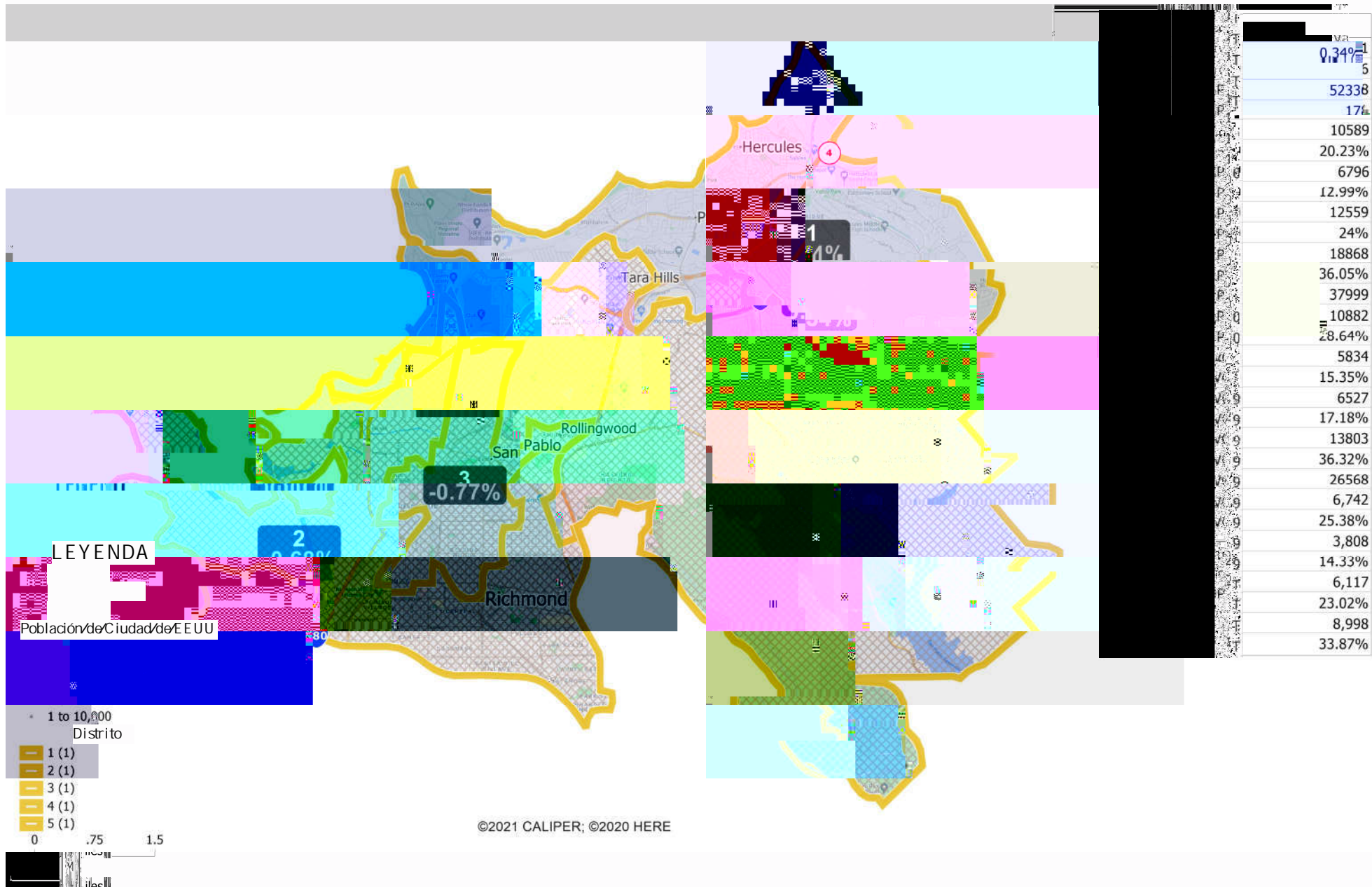



REPORTE DEL ASESOR LEGAL SOBRE LA ADOPCIÓN DEL PLAN RECOMENDADO

Districto: MyVecindad

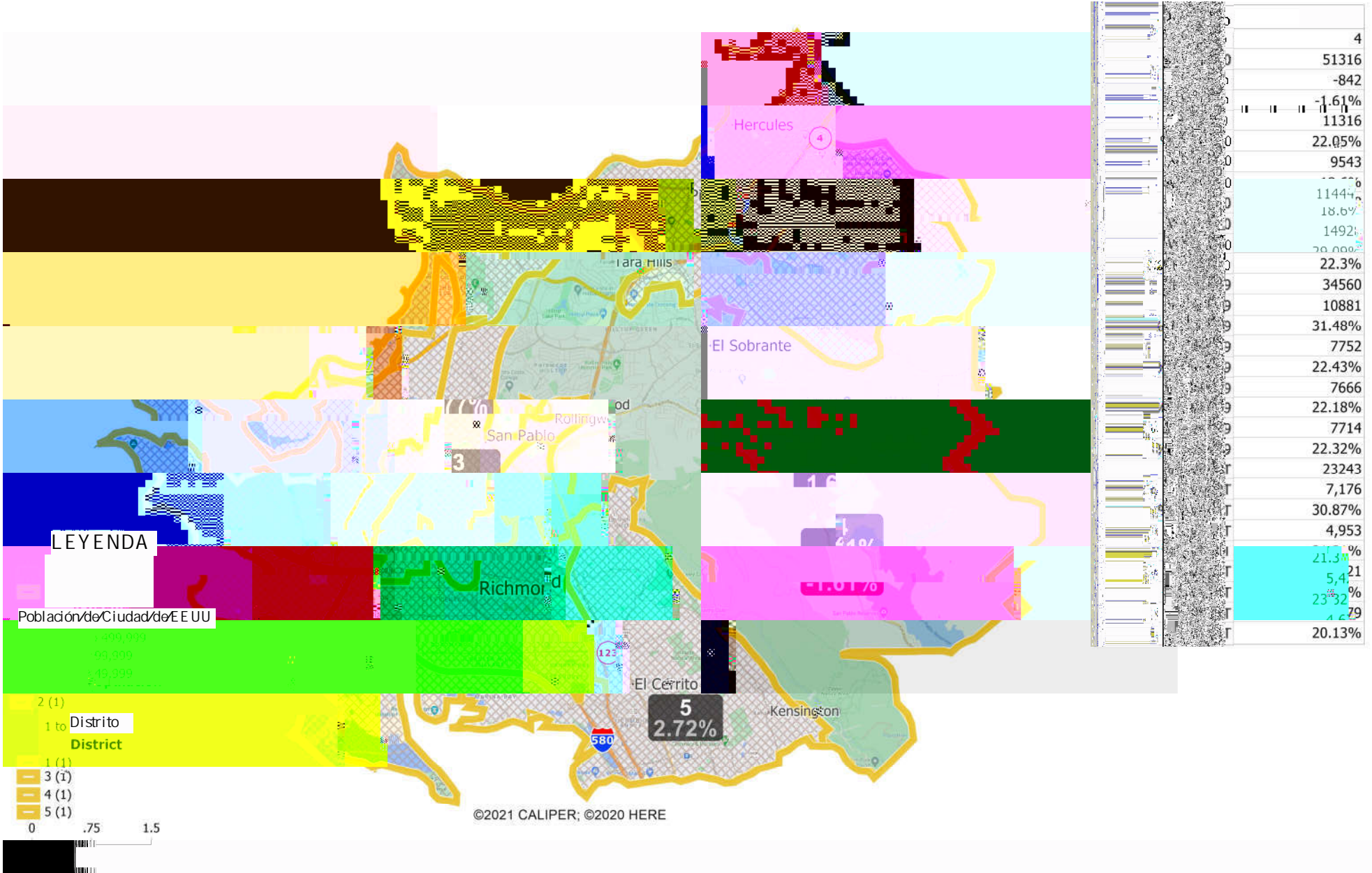


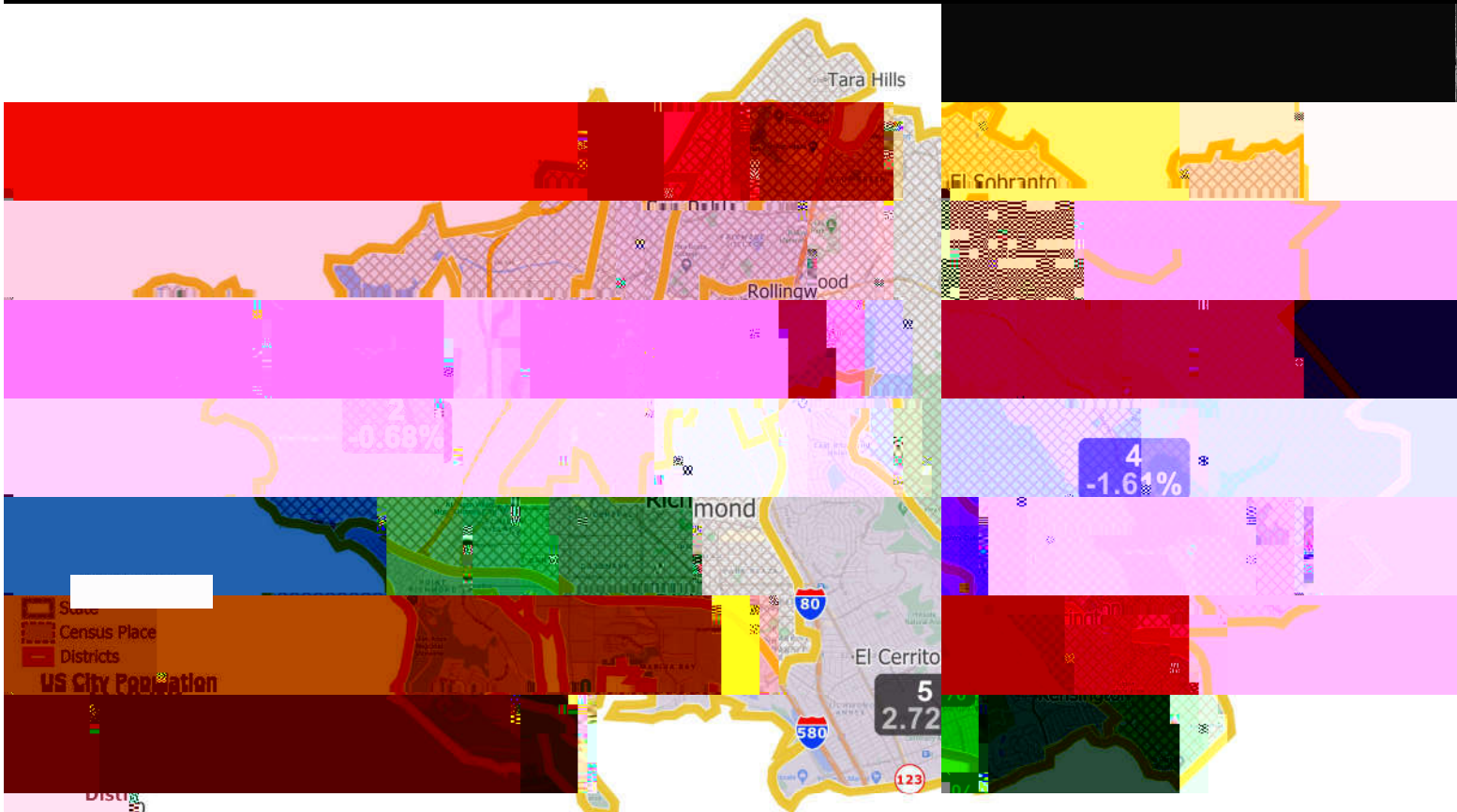


Field	Value
District	2
POP20	51805
Deviation	-353
Deviation	-0.68%
WHITE20	5382
% WHITE20	10.39%
BLACK20	12078
% BLACK20	23.31%
HISP20	26000
% HISP20	51.49%
ACVAP19	10.22%
BCVAP19	27278
% BCVAP19	45.73%
ACVAP19	16.76%
BCVAP19	1153
% BCVAP19	40.89%
ACVAP19	7555
% ACVAP19	27.7%
HCVAP19	3617
% HCVAP19	3.26%
ACVAP19	16810
WHIVOT	2,677
% WHIVOT	15.93%
BLAVOT	5,471
% BLAVOT	32.55%
HISVOT	6,409
% HISVOT	38.13%
ASIVOT	1,733
% ASIVOT	10.31%



Districto: 4 y Vecindad





Value	5
	8
	1
	1
ASIAN20	126.9%
% BLACK20	7610
HISP20	.2%
% HISP20	14,696
	2050%
	11,100%
	23,700%
	37,100%
AP19	37,070%
AP19	3990
AP19	10.65%
AP19	3684
	.83%
% HCVAP19	8348
ACVAP19	.27%
% ACVAP19	22,002
	3
WHEVOT	18,890
WHIVOT	59,040
% BLAVOT	6.45%
% BLAVOT	2,867
% HISVOT	8.96%
% HISVOT	6,891
ACTVOT	21.53%
% ASIVOT	21.53%